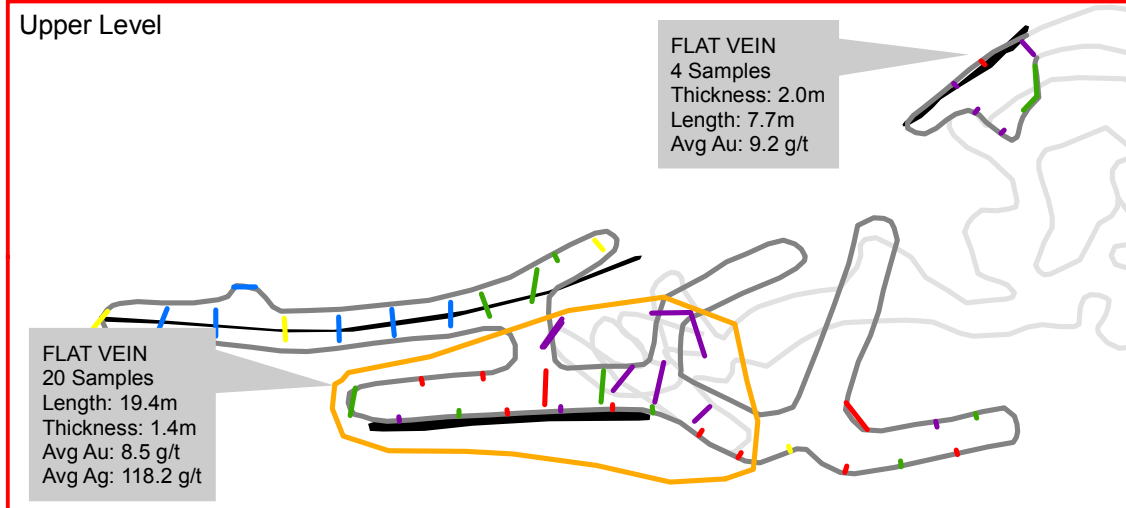


# SAN CELESTINO MINE

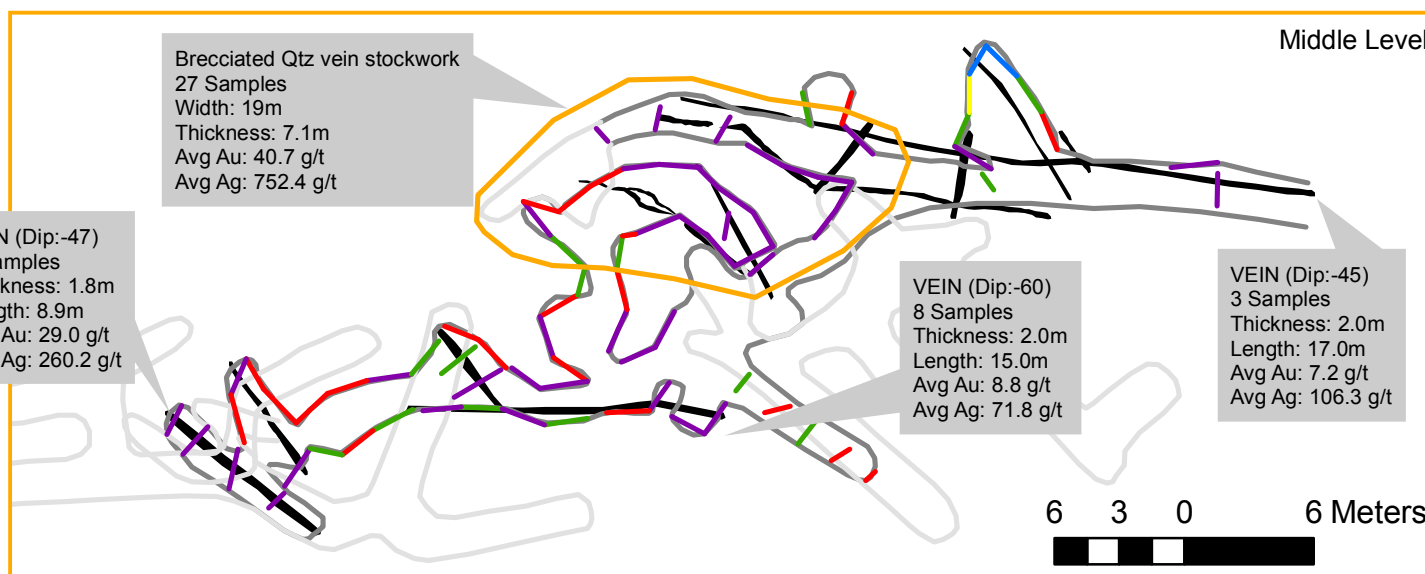
## Au (g/T)

- 0.00 - 0.49
- 0.50 - 0.99
- 1.00 - 2.99
- 3.00 - 4.99
- > 5.00

### Upper Level



### Middle Level



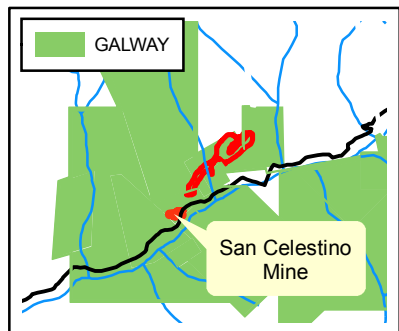


**Galway**  
RESOURCES

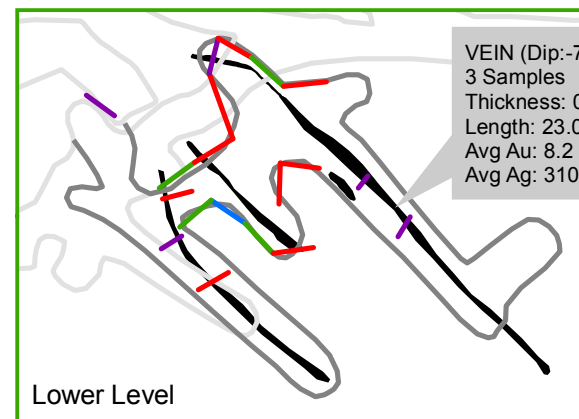
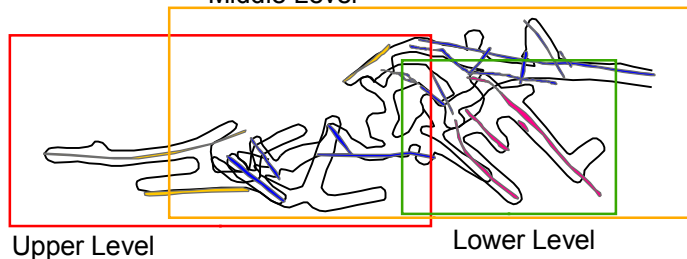
**SAN CELESTINO MINE  
(EL DORADO)**

1:350

By: SB	Date: 22 FEB 2010	EL_DORADO.mxd
--------	-------------------	---------------



### Middle Level



## Figure 1

### Selected Channel Sample Results

Grade (g/t Au)	Grade (g/t Ag)	Strike Length (m)	Average True Width (m)	Number of Samples
40.7	752.4	19.0	7.1	27
including 4m 143.9	639.5	4.0	1.8	4
29.0	260.2	8.9	1.8	4
9.2	818.0	7.7	2.0	4
8.8	71.8	15.0	2.0	8
7.2	106.3	17.0	2.0	3
8.2	310.6	23.0	0.8	3
8.5	118.2	20.0	1.4	20
including 5m 16.5	140.0	5.0	1.3	4

m=meters

Au=Gold

Ag=Silver

g/t=grams per tonne